THIS DRAWING IS UNPUBLISHED. RELEASED FOR PUBLICATION 2009
© COPYRIGHT 2009 - ALL RIGHTS RESERVED.

LOC	DIST
A1	-

REVISIONS

F	LTR	DESCRIPTION	DATE	DWN	APVD
	A	NEW DRAWING	25OCT2010	SAV	FKA

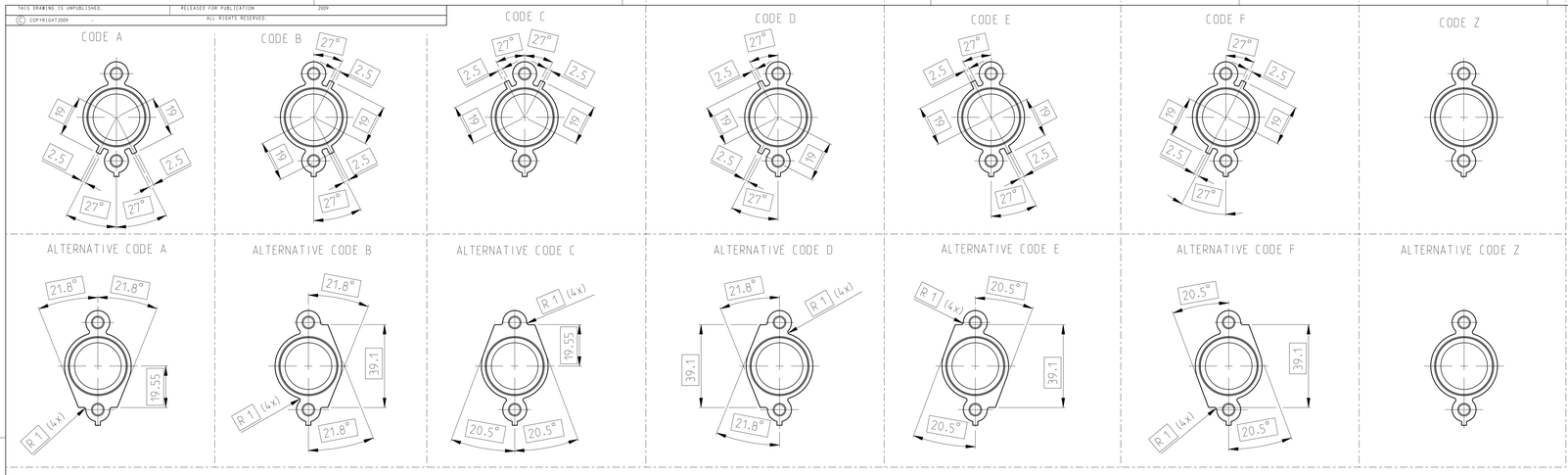

NOTES:

1 NON-SPECIFIED RADII MAX. R=0.5mm.
Nicht spezifizierte Radien max. R=0.5 mm

2 SUITABLE FOR SCREW M6x20 / TIGHTENING TORQUE 7±0.5 Nm
Geeignet fuer die Schrauben M6x20 / Anzugsmoment 7±0.5 Nm

3 ALTERNATIVE SCREWS AND TIGHTENING TORQUE MUST BE CLEARIFIED WITH TE ENGINEERING
Alternative Schrauben und Anzugsmomente muessen mit TE Engineering geklaert werden

4 FOR NON-ALUMINIUM FRAMES - CONTACT TE ENGENEERING
fuer nicht Aluminium Gehaeuse - Ruecksprache mit TE Engeneering

5 Ra<1.6 µm / Rz<10 µm ON SEALING SURFACES
Ra<1.6 µm / Rz<10 µm auf die Dichtflaechen

6 MINIMUM CLEARANCE AND CREAPAGE DISTANCES MUST BE CHOSEN ACC. DIN EN 60664-1.01/2008 AND IS IN THE RESPONSIBILITY OF THE USER
Minimale Luft- und Kriechstrecken muessen nach DIN EN 60664-1.01/2008 geweahlt werden und liegen in der Verantwortung des Benutzers

7 CONTACT AREA FOR SCHILDING
Kontaktzone fuer Schirmuebergabe

8 GEOMETRY OF TERMINAL FOR ASSEMBLY MUSS BE REVIEWED
Geometrie des Rohkabelschuhs fuer den Zusammenbau muss beachtet werden

9 FOR MOUNTING SEQUENCE SEE APLIKATION SPECIFIKATION 114-94133
Fuer die Montagefolge siehe auch Application Specifikation 114-94133

10 TOLERANCE OF INTERFACE CONTOUR ⌓ 0.2 A B-C B
Toleranz der Schnitstellenkontur

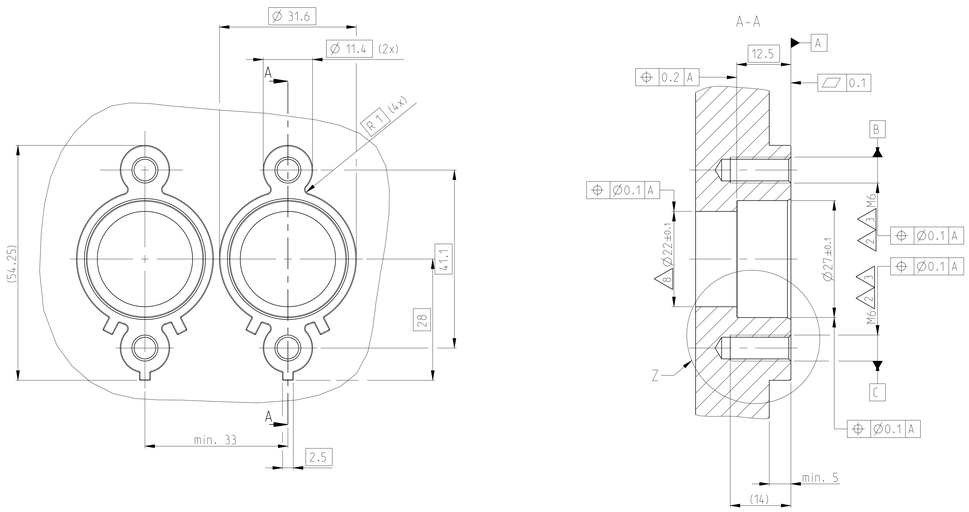

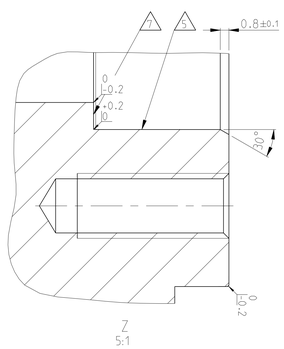

2 x 1 POS IPT STANDARD

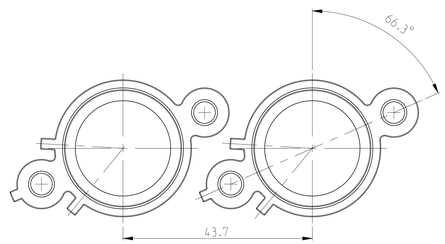

2 x 1 POS IPT ALTERNATIVE

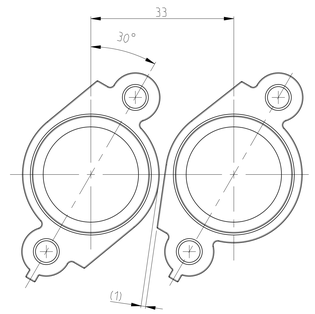

3 x 1 POS IPT STANDARD

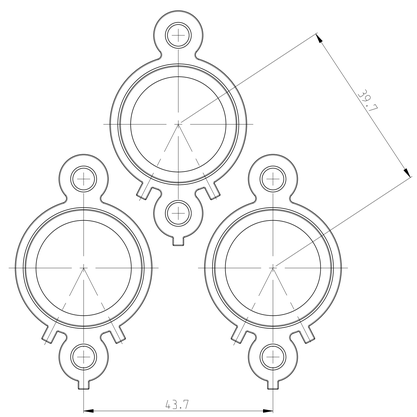

3 x 1 POS IPT ALTERNATIVE

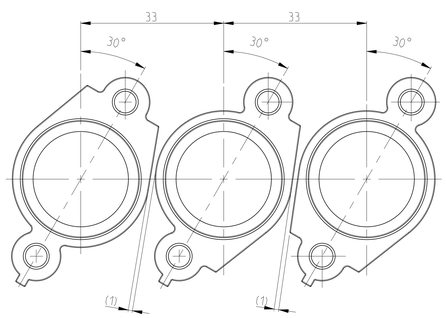

SIZE ISO 14405 (E)

THIS DRAWING IS A CONTROLLED DOCUMENT.

DIMENSIONS: mm

TOLERANCES UNLESS OTHERWISE SPECIFIED: 0 PLC ±; 1 PLC ±; 2 PLC ±; 3 PLC ±; 4 PLC ±; ANGLES ±1; FINISH -

MATERIAL -

TOLERANCING ISO 8015
TOLERIERUNG ISO 8015

DRN S. Aydovic 22OCT2010
CHK U. Hoeppner 22OCT2010
APVD F. Kaehny 22OCT2010

PRODUCT SPEC -
APPLICATION SPEC -
WEIGHT -

TE Connectivity

NAME INTERFACE 1POS. IPT TERMINAL
Schnittstelle 1pol. IPT Schraubanschluss

SIZE	CAGE CODE	DRAWING NO	RESTRICTED TO
A0	-	C-114-94132-1	-

CUSTOMER DRAWING | SCALE 2:1 | SHEET 1 OF 1 | REV A

4806 (3/11)
Pro/ENGINEER DRAWING