


MDR Series, 10 Amp Rotary Relay For Demanding Shock & Vibration Applications

Product Facts

- AC and DC coils, latching and non-latching
- 4PDT through 24PDT contact arrangements
- Designed to withstand high impact shock per MIL-S-901



Small 8PDT



Medium 24PDT

Specifications

Contact Data

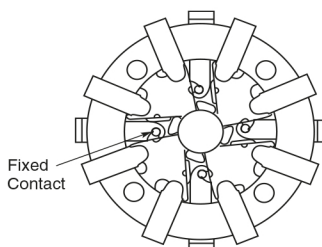
Arrangements — 4 Form C (4PDT) through 24 Form C (24 PDT).

Contact Ratings

Single Contacts	Two Contacts in Series
10 A, 115 VAC	3 A, 440 VAC
3 A, 28 VDC	15 A, 115 VAC
0.8 A, 125 VDC	1.5 A, 125 VDC

The above AC contact ratings are based on contact loads having a 50% power factor. The DC contact ratings are based on resistive loads.

Contact Section

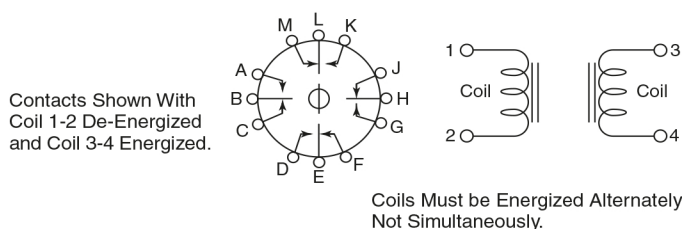


Operate Data @ 77°F [25°C]

Type	Typ. Operate Time (ms)	Typ. Release Time (ms)
Small AC Non-Latching	5 to 12	5 to 18
Small DC Non-Latching	15 to 30	5 to 15
Small AC Latching	6 to 12	N/A
Small DC Latching	10 to 16	N/A
Medium AC Non-Latching	6 to 12	6 to 20
Medium DC Non-Latching	65 to 90	10 to 30
Medium AC Latching	50 (max.)	N/A
Medium DC Latching	30 to 80	N/A

Latching Two-Position Types —

Except for the latching feature, MDR latching relays utilize the same general construction as non-latching types. They have two sets of coils and provide a latching two-position operation.



Environmental Data

Temperature Range —

Standard models — 0°F to +149°F

[0°C to +65°C]

Special order models — 0°F to +194°F

[0°C to +90°C]

Mechanical Data

Termination — #5-40 screw terminals supplied

Weight (Approx.) —

Small —

4 & 8PDT — 32 oz. [0.914 kg];

12PDT — 33 oz. [0.943 kg]

Medium —

16PDT — 72 oz. [2.04 kg];

24PDT — 74 oz. [2.10 kg]

Dalroad

MDR Series, 10 Amp Rotary Relay
For Demanding Shock & Vibration Applications (Continued)

Ordering Information and Coil Characteristics — No models in this series are maintained in stock.

Type	Part Number	Contacts	Coil Voltage (60 Hz. for AC)	Coil Power* (Watts)	Breakdown (Volts RMS)
Small Non-Latching	MDR-131-1	4PDT	115 VAC	6.5	1,230
	MDR-131-2	4PDT	440 VAC	5.1	1,880
	MDR-135-1	4PDT	28 VDC	10.0	1,308
	MDR-137-8	4PDT	125 VDC	10.3	2,375
	MDR-134-1	8PDT	115 VAC	6.5	1,230
	MDR-134-2	8PDT	440 VAC	5.1	1,880
	MDR-136-1	8PDT	28 VDC	10.0	1,308
	MDR-138-8	8PDT	125 VDC	10.3	2,375
	MDR-163-1	12PDT	115 VAC	6.9	1,230
	MDR-163-2	12PDT	440 VAC	6.3	1,880
Medium Non-Latching	MDR-170-1	16PDT	115 VAC	17.0	1,230
	MDR-170-2	16PDT	440 VAC	17.0	1,880
	MDR-172-1	16PDT	28 VDC	18.7	1,308
	MDR-173-1	16PDT	125 VDC	16.0	2,375
	MDR-141-1	24PDT	115 VAC	17.0	1,230
	MDR-141-2	24PDT	440 VAC	17.0	1,880
	MDR-167-1	24PDT	28 VDC	18.7	1,308
	MDR-142-1	24PDT	125 VDC	16.0	2,375
Small Latching	MDR-67-2	4PDT	115 VAC	5.5	1,230
	MDR-4091	4PDT	440 VAC	3.0	1,880
	MDR-67-3	4PDT	28 VDC	21.8	1,308
	MDR-5060	4PDT	125 VDC	20.6	2,375
	MDR-4076	8PDT	115 VAC	5.5	1,230
	MDR-4092	8PDT	440 VAC	3.0	1,880
	MDR-5035	8PDT	28 VDC	21.8	1,308
	MDR-5061	8PDT	125 VDC	20.6	2,375
Medium Latching	MDR-6064	12PDT	115 VAC	12.0	1,230
	MDR-6065	12PDT	440 VAC	5.7	1,880
	MDR-7020	12PDT	28 VDC	8.8	1,308
	MDR-7035	12PDT	125 VDC	10.4	2,375
	MDR-66-4	16PDT	115 VAC	12.0	1,230
	MDR-6066	16PDT	440 VAC	5.7	1,880
	MDR-7025	16PDT	28 VDC	8.8	1,308
	MDR-7036	16PDT	125 VDC	10.4	2,375

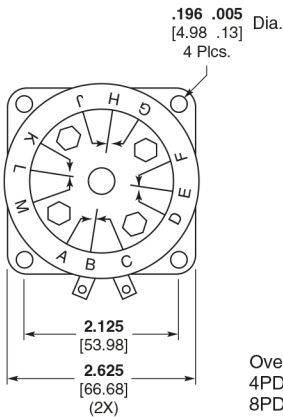
Note: All values are for reference, specific values may be different and subject to environmental factors such as temperature, humidity, pressure or variations in voltage.

*Actual Wattmeter readings.

Outline Dimensions

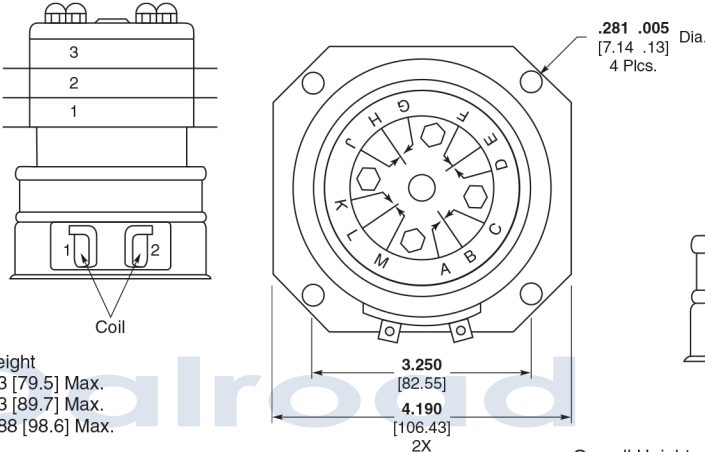
Tolerances: Decimals ± .010 [±.25] Unless Otherwise Specified.

Small Models



Coil and Contact Terminal Screws #5-40 Supplied.

Medium Models



Coil and Contact Terminal Screws #5-40 Supplied.

12
Specialty Relays