

MT SEALED SERIES

(Outdated connector)

Features

The MT sealed connector series, developed for connecting waterproof wiring, has 5 mm and 6 mm pitches between terminal poles.

This series consists of a 090 type classified according to terminal size, supporting use in a variety of control circuits and low power circuits.

- Perfect performance is ensured even when used in an automobile engine compartment.
- A model that can be directly secured to a bracket on the car body is also available.

特長

MT防水シリーズは、防水性をもとめられる配線の接続用として開発された、ターミナル極間ピッチ5mmと6mmのコネクタシリーズです。ターミナルサイズが090で構成されており、各種の制御回路並びに低パワー回路に対応することができます。

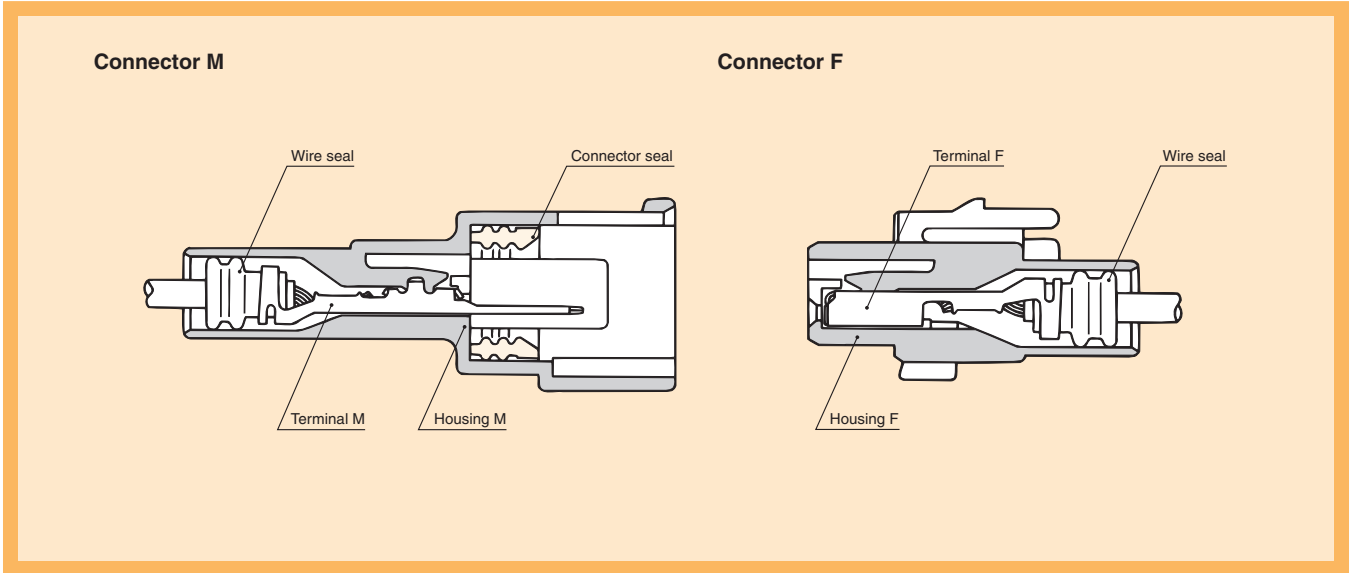
- 自動車のエンジンルーム内での使用にも、その機能を充分発揮します。
- ブラケット固定タイプは、ボデー側のブラケットに直接固定することができます。

In case of purchasing the subject parts, please contact our sales office.
Some part may not be in production.

当コネクタシリーズをご選定の際には、弊社営業担当者に生産対応可否をご確認ください。

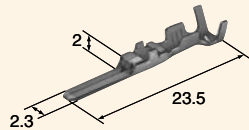
Structure / 構造

D-02



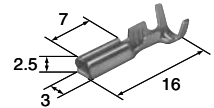
Terminal (mm)

Cable size (mm ²) 適用電線サイズ	0.3~1.25
Cable overall diameter (mm) 電線仕上り外径	1.4~2.9
Material 材質	Brass 黄銅
Surface treatment 表面処理	Tin-plated Snメッキ
Reel (piece) リール(個)	5000
Thickness (mm) 板厚	0.3 (Tab thickness : 0.64)



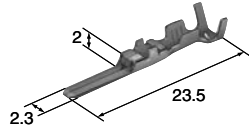
M(1500-0105)

Cable size (mm ²) 適用電線サイズ	0.3~1.25
Cable overall diameter (mm) 電線仕上り外径	1.4~2.9
Material 材質	Heat-resistant copper alloy
Surface treatment 表面処理	Tin-plated Snメッキ
Reel (piece) リール(個)	5000
Thickness (mm) 板厚	0.25



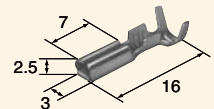
F(1500-0110)

Cable size (mm ²) 適用電線サイズ	2.0
Cable overall diameter (mm) 電線仕上り外径	2.0~2.7
Material 材質	Brass 黄銅
Surface treatment 表面処理	Tin-plated Snメッキ
Reel (piece) リール(個)	5000
Thickness (mm) 板厚	0.3 (Tab thickness : 0.64)



M(8230-4408)

Cable size (mm ²) 適用電線サイズ	2.0
Cable overall diameter (mm) 電線仕上り外径	2.0~2.7
Material 材質	Heat-resistant copper alloy
Surface treatment 表面処理	Tin-plated Snメッキ
Reel (piece) リール(個)	5000
Thickness (mm) 板厚	0.25



F(8240-4828)

Heat-resistant copper alloy=耐熱銅合金

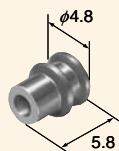
090

Wire seals (mm)

- The wire seals are common to M and F.
- P5: For 5mm Pitch housing/Please inquire us for the details.
- P6: For 6mm pitch housing

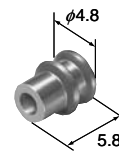
- ワイヤシールはM、F共用です。
- P5：5ミリピッチ用／別途お問い合わせください。
- P6：6ミリピッチ用

Cable overall diameter (mm) 電線仕上り外径	2.0~2.7
Material 材質	N.B.R.
Color 色相	Brown
Pack (piece) 収容数(個)	2000



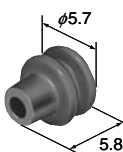
For P5 (7161-9785)

Cable overall diameter (mm) 電線仕上り外径	2.0~2.7
Material 材質	N.B.R.
Color 色相	Black
Pack (piece) 収容数(個)	1000



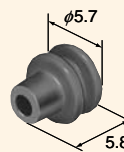
For P5 (7160-9785)

Cable overall diameter (mm) 電線仕上り外径	1.7~2.7
Material 材質	N.B.R.
Color 色相	Black
Pack (piece) 収容数(個)	2000



For P6 (7160-8234)

Cable overall diameter (mm) 電線仕上り外径	1.3~1.7
Material 材質	N.B.R.
Color 色相	Green
Pack (piece) 収容数(個)	2000



For fine cables P6細物用 (7165-0076)

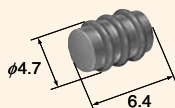
090

Dummy plugs (mm)

- Dummy plugs are common to M and F.
- Dummy plugs are used to blind unused terminal holes.
- P5: For 5mm Pitch housing/Please inquire us for the details.
- P6: For 6mm pitch housing

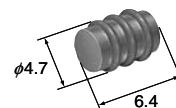
- ダミー栓はM、F共用です。
- 不必要なターミナル穴を塞ぐために、ダミー栓を使用します。
- P5：5ミリピッチ用／別途お問い合わせください。
- P6：6ミリピッチ用

Material 材質	N.B.R.
Color 色相	Brown
Pack (piece) 収容数(個)	1000




For P5 (7161-9787)

Material 材質	N.B.R.
Color 色相	Black
Pack (piece) 収容数(個)	1000



For P5 (7160-9787)

Material 材質	N.B.R.
Color 色相	Black
Pack (piece) 収容数(個)	1000



For P6 (7160-9465)

090

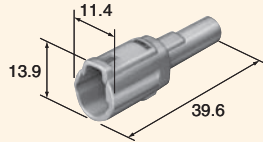
Housing (mm)

Material / P.B.T.

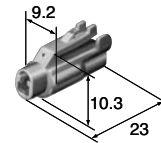
Color / Natural

D-04

Ref: Terminal part No. ターミナル参照頁	D-02
Ref: Wire seal No. ワイヤシール参照頁	D-03 (For P6)
Ref: Dummy plug No. ダミー栓参照頁	D-03 (For P6)



Ref: Terminal part No. ターミナル参照頁	D-02
Ref: Wire seal No. ワイヤシール参照頁	D-03 (For P6)
Ref: Dummy plug No. ダミー栓参照頁	D-03 (For P6)



1way

M(6187-1171)

Ref: Terminal part No. ターミナル参照頁	D-02
Ref: Wire seal No. ワイヤシール参照頁	D-03 (For P6)
Ref: Dummy plug No. ダミー栓参照頁	D-03 (For P6)
Note 備考	With clamp for 7mm dia. φ7用クランプ付

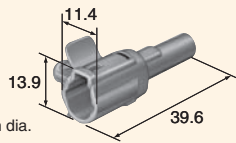
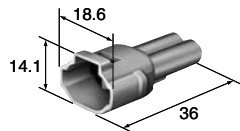


Plate thickness range for clamp :
t=0.7~2.2

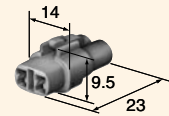
M(6187-1561)

Ref: Terminal part No. ターミナル参照頁	D-02
Ref: Wire seal No. ワイヤシール参照頁	D-03 (For P6)
Ref: Dummy plug No. ダミー栓参照頁	D-03 (For P6)



F(6180-1181)

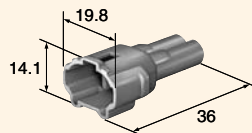
Ref: Terminal part No. ターミナル参照頁	D-02
Ref: Wire seal No. ワイヤシール参照頁	D-03 (For P6)
Ref: Dummy plug No. ターミナル参照頁	D-03 (For P6)



2way
(AL Type)

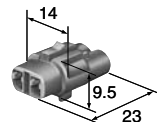
M(6187-2171)

Ref: Terminal part No. ターミナル参照頁	D-02
Ref: Wire seal No. ワイヤシール参照頁	D-03 (For P6)
Ref: Dummy plug No. ダミー栓参照頁	D-03 (For P6)



F(6180-2181)

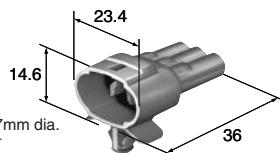
Ref: Terminal part No. ターミナル参照頁	D-02
Ref: Wire seal No. ワイヤシール参照頁	D-03 (For P6)
Ref: Dummy plug No. ダミー栓参照頁	D-03 (For P6)



2way
(IL Type)

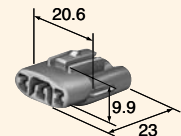
M(6187-2311)

Ref: Terminal part No. ターミナル参照頁	D-02
Ref: Wire seal No. ワイヤシール参照頁	D-03 (For P6)
Ref: Dummy plug No. ダミー栓参照頁	D-03 (For P6)
Note 備考	With clamp for 7mm dia. φ7用クランプ付



F(6180-2321)

Ref: Terminal part No. ターミナル参照頁	D-02
Ref: Wire seal No. ワイヤシール参照頁	D-03 (For P6)
Ref: Dummy plug No. ダミー栓参照頁	D-03 (For P6)



3way
(E Type)

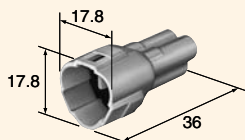
Plate thickness range for clamp :
t=0.7~2.2

M(6187-3281)

F(6180-3261)

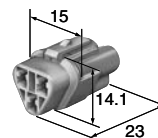
Plate thickness range for clamp=クランプ適用板厚

Ref: Terminal part No. ターミナル参照頁	D-02
Ref: Wire seal No. ワイヤシール参照頁	D-03 (For P6)
Ref: Dummy plug No. ダミー栓参照頁	D-03 (For P6)



M(6187-3231)

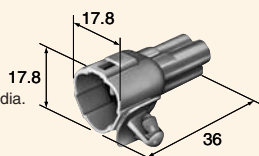
Ref: Terminal part No. ターミナル参照頁	D-02
Ref: Wire seal No. ワイヤシール参照頁	D-03 (For P6)
Ref: Dummy plug No. ダミー栓参照頁	D-03 (For P6)



F(6180-3241)

3way
(T Type)

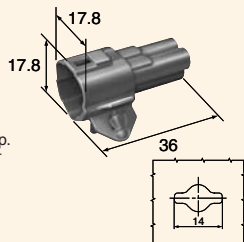
Ref: Terminal part No. ターミナル参照頁	D-02
Ref: Wire seal No. ワイヤシール参照頁	D-03 (For P6)
Ref: Dummy plug No. ダミー栓参照頁	D-03 (For P6)
Note 備考	With clamp for 7mm dia. φ7用クランプ付



M(6187-3271)

Plate thickness range for clamp :
t=0.7~2.2

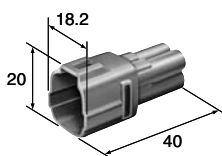
Ref: Terminal part No. ターミナル参照頁	D-02
Ref: Wire seal No. ワイヤシール参照頁	D-03 (For P6)
Ref: Dummy plug No. ダミー栓参照頁	D-03 (For P6)
Note 備考	With unrotate clamp. 回り止めクランプ付



M(6188-0018)

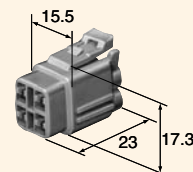
Plate thickness range for clamp :
t=0.7~2.2

Ref: Terminal part No. ターミナル参照頁	D-02
Ref: Wire seal No. ワイヤシール参照頁	D-03 (For P6)
Ref: Dummy plug No. ダミー栓参照頁	D-03 (For P6)



M(6188-0004)


Ref: Terminal part No. ターミナル参照頁	D-02
Ref: Wire seal No. ワイヤシール参照頁	D-03 (For P6)
Ref: Dummy plug No. ダミー栓参照頁	D-03 (For P6)



F(6180-4771)

4way

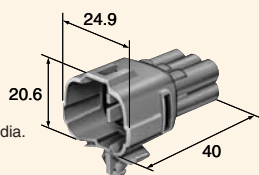
Ref: Terminal part No. ターミナル参照頁	D-02
Ref: Wire seal No. ワイヤシール参照頁	D-03 (For P6)
Ref: Dummy plug No. ダミー栓参照頁	D-03 (For P6)
Note 備考	With clamp for 7mm dia. φ7用クランプ付



M(6187-4561)

Plate thickness range for clamp :
t=0.7~2.2

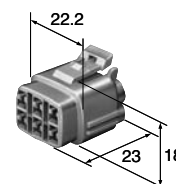
Ref: Terminal part No. ターミナル参照頁	D-02
Ref: Wire seal No. ワイヤシール参照頁	D-03 (For P6)
Ref: Dummy plug No. ダミー栓参照頁	D-03 (For P6)
Note 備考	With clamp for 7mm dia. φ7用クランプ付



M(6187-6561)

Plate thickness range for clamp :
t=0.7~2.2

Ref: Terminal part No. ターミナル参照頁	D-02
Ref: Wire seal No. ワイヤシール参照頁	D-03 (For P6)
Ref: Dummy plug No. ダミー栓参照頁	D-03 (For P6)



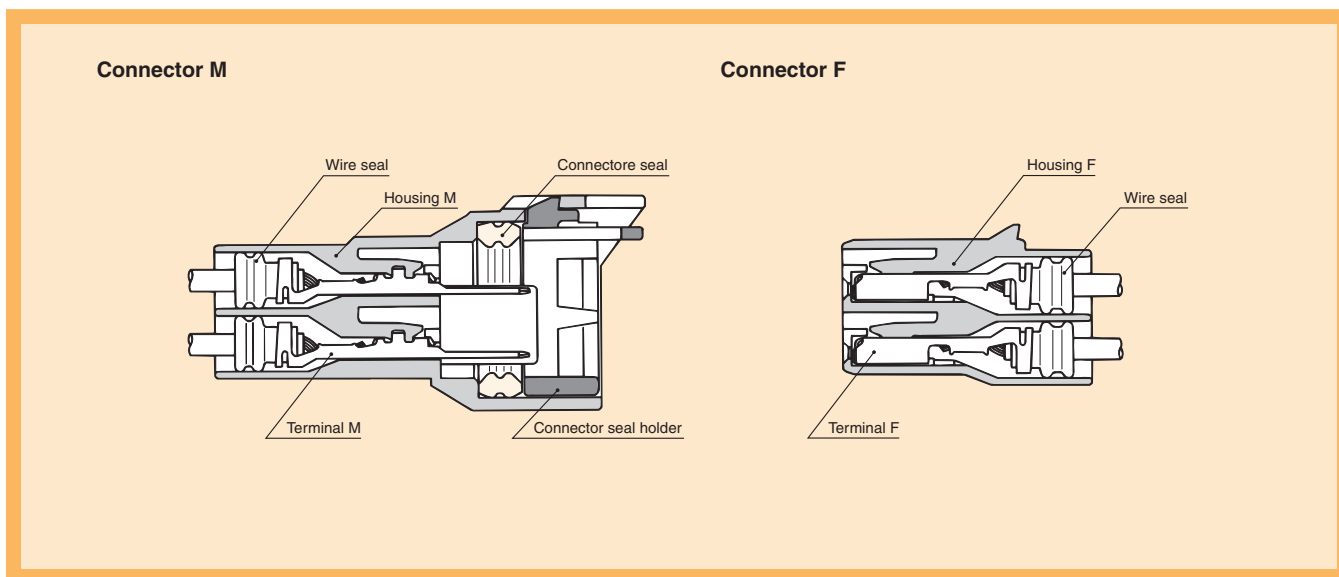
F(6180-6771)

6way

Plate thickness range for clamp=クランプ適用板厚

Structure / 構造

D-06



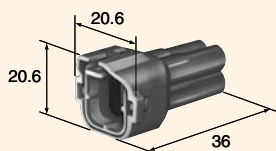
Housing (mm)

Material / 66 Nylon

Color / Natural


4way

Ref: Terminal part No. ターミナル参照頁	D-02
Ref: Wire seal No. ワイヤシール参照頁	D-03 (For P6)
Ref: Dummy plug No. ダミー栓参照頁	D-03 (For P6)



M(6189-4171)

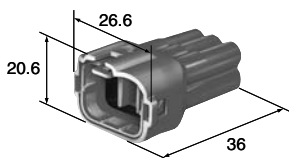
Ref: Terminal part No. ターミナル参照頁	D-02
Ref: Wire seal No. ワイヤシール参照頁	D-03 (For P6)
Ref: Dummy plug No. ダミー栓参照頁	D-03 (For P6)



F(6180-4181)

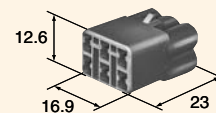
6way

Ref: Terminal part No. ターミナル参照頁	D-02
Ref: Wire seal No. ワイヤシール参照頁	D-03 (For P6)
Ref: Dummy plug No. ダミー栓参照頁	D-03 (For P6)



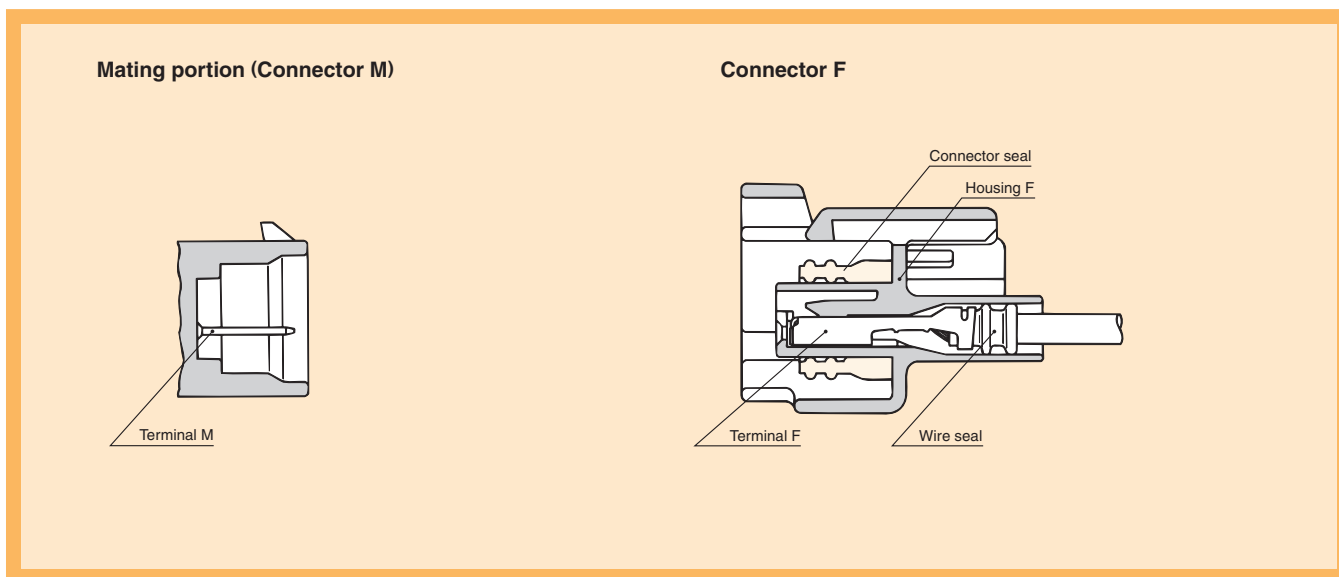
M(6189-6171)

Ref: Terminal part No. ターミナル参照頁	D-02
Ref: Wire seal No. ワイヤシール参照頁	D-03 (For P6)
Ref: Dummy plug No. ダミー栓参照頁	D-03 (For P6)



F(6180-6181)

Structure / 構造




Housing (mm)

Material / P.B.T.

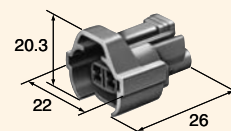
2way

Ref: Terminal part No. ターミナル参照頁	D-02
Ref: Wire seal No. ワイヤシール参照頁	D-03 (For P5)
Ref: Dummy plug No. ダミー栓参照頁	D-03 (For P5)
Color 色相	Gray




F(6189-0035)

Ref: Terminal part No. ターミナル参照頁	D-02
Ref: Wire seal No. ワイヤシール参照頁	D-03 (For P5)
Ref: Dummy plug No. ダミー栓参照頁	D-03 (For P5)
Color 色相	Gray



F(6189-0039)

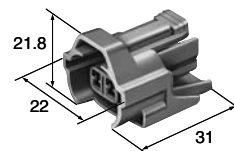
Ref: Terminal part No. ターミナル参照頁	D-02
Ref: Wire seal No. ワイヤシール参照頁	D-03 (For P5)
Ref: Dummy plug No. ダミー栓参照頁	D-03 (For P5)
Color 色相	Gray



F(6189-0056)


D-08

Ref: Terminal part No. ターミナル参照頁	D-02
Ref: Wire seal No. ワイヤシール参照頁	D-03 (For P5)
Ref: Dummy plug No. ダミー栓参照頁	D-03 (For P5)
Color 色相	Gray



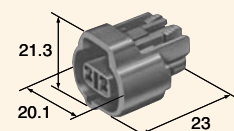
F(6189-0060)

Ref: Terminal part No. ターミナル参照頁	D-02
Ref: Wire seal No. ワイヤシール参照頁	D-03 (For P6)
Ref: Dummy plug No. ダミー栓参照頁	D-03 (For P6)
Color 色相	Blue




M(6180-2405)

Ref: Terminal part No. ターミナル参照頁	D-02
Ref: Wire seal No. ワイヤシール参照頁	D-03 (For P6)
Ref: Dummy plug No. ダミー栓参照頁	D-03 (For P6)
Color 色相	Blue



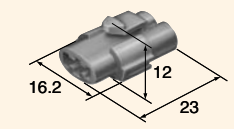
F(6189-0031)

Ref: Terminal part No. ターミナル参照頁	D-02
Ref: Wire seal No. ワイヤシール参照頁	D-03 (For P6)
Ref: Dummy plug No. ダミー栓参照頁	D-03 (For P6)
Color 色相	Brown



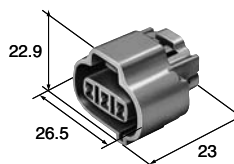
F(6189-0033)

Ref: Terminal part No. ターミナル参照頁	D-02
Ref: Wire seal No. ワイヤシール参照頁	D-03 (For P6)
Ref: Dummy plug No. ダミー栓参照頁	D-03 (For P6)
Color 色相	Natural



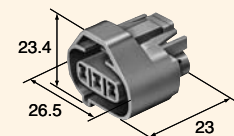
F(6180-2191)

Ref: Terminal part No. ターミナル参照頁	D-02
Ref: Wire seal No. ワイヤシール参照頁	D-03 (For P6)
Ref: Dummy plug No. ダミー栓参照頁	D-03 (For P6)
Color 色相	Gray



F(6189-0027)

Ref: Terminal part No. ターミナル参照頁	D-02
Ref: Wire seal No. ワイヤシール参照頁	D-03 (For P6)
Ref: Dummy plug No. ダミー栓参照頁	D-03 (For P6)
Color 色相	Gray



F(6189-0028)

2way

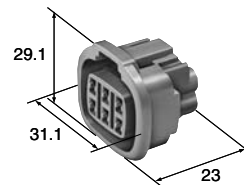
3way

MT SEALED SERIES

090(2.3 mm) / STANDARD

6way

Ref: Terminal part No. ターミナル参照頁	D-02
Ref: Wire seal No. ワイヤシール参照頁	D-03 (For P6)
Ref: Dummy plug No. ダミー栓参照頁	D-03 (For P6)
Color 色相	Gray

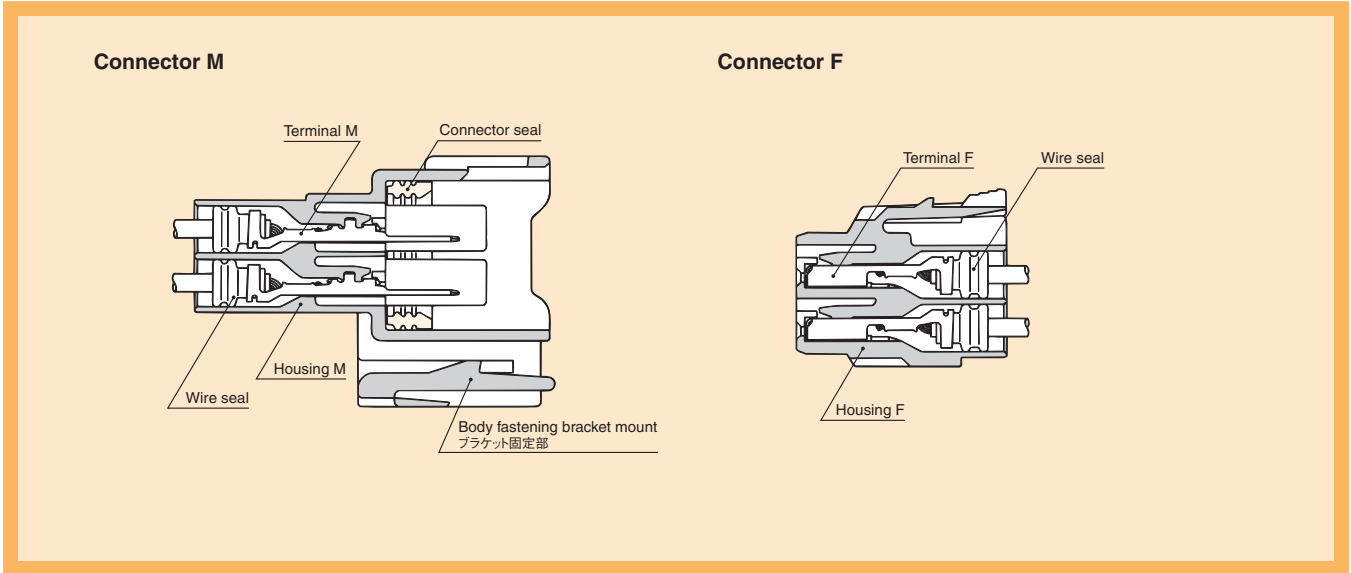


F(6189-0029)

D-09

Structure / 構造

D-10

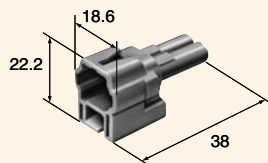


Housing (mm)

Material / P.B.T.

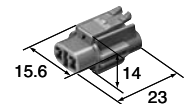
2way

Ref: Terminal part No. ターミナル参照頁	D-02
Ref: Wire seal No. ワイヤシール参照頁	D-03 (For P6)
Ref: Dummy plug No. ダミー栓参照頁	D-03 (For P6)
Color 色相	Natural
Note 備考	Bracket for attaching



M(6187-2581)

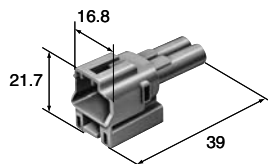
Ref: Terminal part No. ターミナル参照頁	D-02
Ref: Wire seal No. ワイヤシール参照頁	D-03 (For P6)
Ref: Dummy plug No. ダミー栓参照頁	D-03 (For P6)
Color 色相	Natural



F(6180-2591)

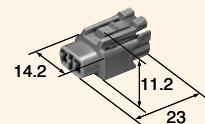
2way
(Special shape)
(異形)

Ref: Terminal part No. ターミナル参照頁	D-02
Ref: Wire seal No. ワイヤシール参照頁	D-03 (For P6)
Ref: Dummy plug No. ダミー栓参照頁	D-03 (For P6)
Color 色相	Gray
Note 備考	Bracket for attaching



M(6187-2607)

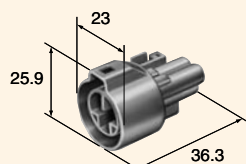
Ref: Terminal part No. ターミナル参照頁	D-02
Ref: Wire seal No. ワイヤシール参照頁	D-03 (For P6)
Ref: Dummy plug No. ダミー栓参照頁	D-03 (For P6)
Color 色相	Gray



F(6180-2617)

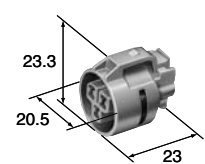
3way

Ref: Terminal part No. ターミナル参照頁	D-02
Ref: Wire seal No. ワイヤシール参照頁	D-03 (For P6)
Ref: Dummy plug No. ダミー栓参照頁	D-03 (For P6)
Color 色相	Natural
Note 備考	Bracket for attaching



M(6180-3891)

Ref: Terminal part No. ターミナル参照頁	D-02
Ref: Wire seal No. ワイヤシール参照頁	D-03 (For P6)
Ref: Dummy plug No. ダミー栓参照頁	D-03 (For P6)
Color 色相	Natural



F(6187-3901)

Bracket for attaching=ブラケット固定

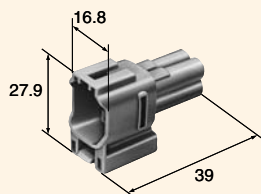
MT SEALED SERIES

090(2.3 mm) / ATTACHING TYPE

D-11

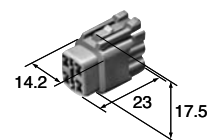
4way

Ref: Terminal part No. ターミナル参照頁	D-02
Ref: Wire seal No. ワイヤシール参照頁	D-03 (For P6)
Ref: Dummy plug No. ダミー栓参照頁	D-03 (For P6)
Color 色相	Green
Note 備考	Bracket for attaching



M(6187-4583)

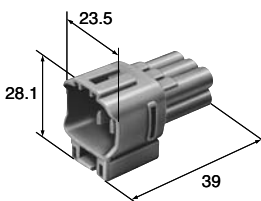
Ref: Terminal part No. ターミナル参照頁	D-02
Ref: Wire seal No. ワイヤシール参照頁	D-03 (For P6)
Ref: Dummy plug No. ダミー栓参照頁	D-03 (For P6)
Color 色相	Green



F(6180-4593)

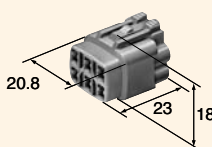
6way

Ref: Terminal part No. ターミナル参照頁	D-02
Ref: Wire seal No. ワイヤシール参照頁	D-03 (For P6)
Ref: Dummy plug No. ダミー栓参照頁	D-03 (For P6)
Color 色相	Natural
Note 備考	Bracket for attaching



M(6187-6581)

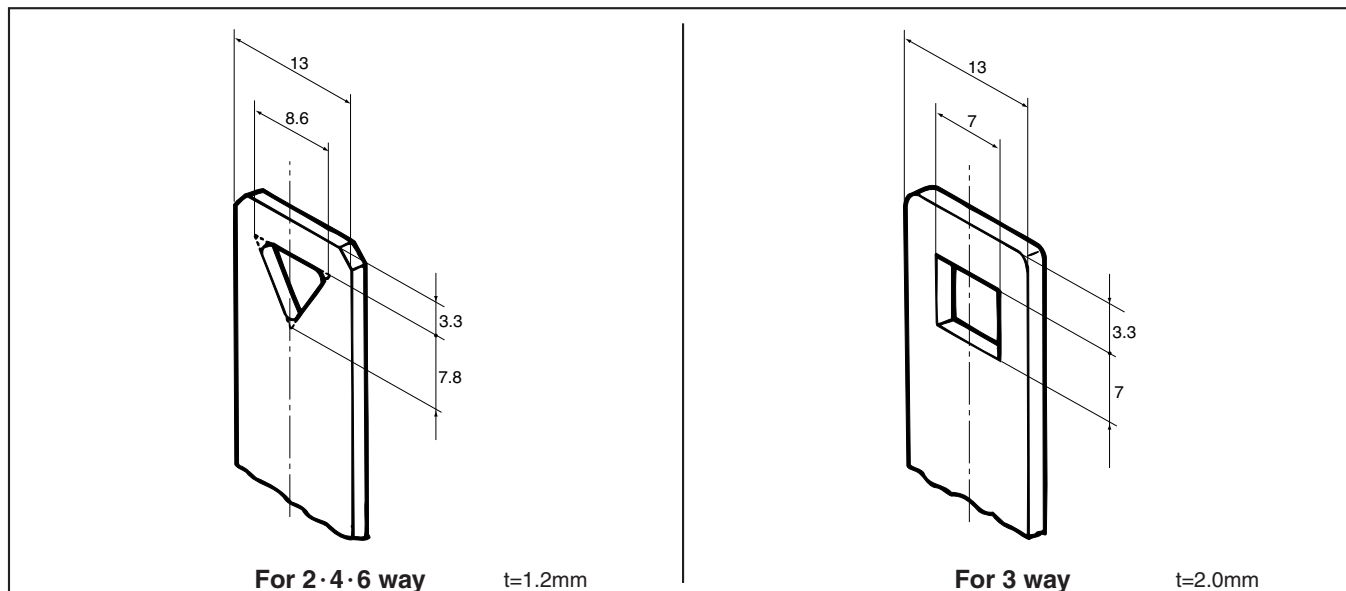
Ref: Terminal part No. ターミナル参照頁	D-02
Ref: Wire seal No. ワイヤシール参照頁	D-03 (For P6)
Ref: Dummy plug No. ダミー栓参照頁	D-03 (For P6)
Color 色相	Natural



F(6180-6591)

Bracket for attaching=ブラケット固定

▶▶ Bracket for attaching (mm) ◀◀



Note) The dimensions as shown here are reference dimensions and detail dimensions for mounting portion of the bracket are specified in the official drawing. Please contact our sales staff.

※上図寸法は参考寸法です。取付部詳細寸法は別途図面により規定しますので、弊社営業担当にお問い合わせください。