

High-way plug-in connections

35-way plug-in connection

General information

Illustration



Features

- ▶ Sealed plug-in connection
- ▶ Secondary lock
- ▶ Engine-compartment installation
- ▶ Wide range of versions for different installation conditions

Technical description

The 35-way plug-in connection is used for the connection of control units. Various grip-molding designs permit application-specific versions. Sealing by way of an optional rubber grommet at the cable outlet can be dispensed with for less exacting sealing requirements. To make the connection, the wiring-harness connector is swivelled in and locked with a steel lever.

Technical features

- ▶ Vibration resistance: 3 g
- ▶ Temperature range: -40° C...+85° C
- ▶ Degree of sealing: IP 30, 54K
- ▶ Connection cross-sections: 0.5...2.5 mm²
- ▶ Suitable contacts: 2.8 mm flat spring contacts
- ▶ Contact spacing/posts: 5 mm/2.8 mm

All the currently applicable quotation drawings and technical customer documentation for the 35-way plug-in connection product category can be found in the internet under www.bosch-connectors.com.

35-way wiring-harness connector

Illustration



Product information

Product code	VHP-35P
Designation	35-way wiring-harness connector
Part number	0 281 002 999
Quotation drawing (component)	D 281 010 201

Technical data

No. of poles	35
Type of seal (plug)	By an optional rubber grommet at cable outlet
Type of seal (cable)	By an optional rubber grommet at cable outlet
Type of locking (plug)	With steel lever
Vibration resistance	3 g
Temperature range, min./max.	-40 / 85 °C
Contact spacing	5 mm
Row spacing	2.80 mm
Applications	Bodywork attachment
Degree of protection	IP30, IP54K

High-way plug-in connections

35-way plug-in connection

35-way wiring-harness connector

Illustration



Product information

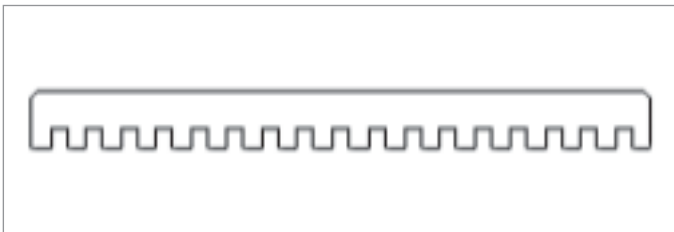
Product code	VHP-35P
Designation	35-way wiring-harness connector
Part number	1 134 486 005
Quotation drawing (component)	1 134 486 005

Technical data

No. of poles	35
Type of seal (plug)	By seals at connector housing
Type of seal (cable)	By an optional rubber grommet at cable outlet
Type of locking (plug)	With steel lever
Vibration resistance	3 g
Temperature range, min./max.	-40 / 85 °C
Contact spacing	5 mm
Row spacing	2.80 mm
Applications	Bodywork attachment

35-way locking element

Illustration



Product information

Product code	VAFK
Designation	General connection systems, external customers
Part number	1 281 099 005
Quotation drawing (component)	C 280 202 198

Technical data

Color (FA)	Lilac
Dimensions (L x W x H)	87.80 x 1.80 x 8.00 mm

Flat contact (AMP)

Illustration



Product information

Product code	KONT
Designation	Contact
Part number	1 284 477 177
Quotation drawing	C 280 209 817

Technical data


Contact surface	Tinned
Wire cross-section	1 - 2.5 mm ²

High-way plug-in connections

35-way plug-in connection

Axial seal

Illustration



Product information


Product code	VDI-DI
Designation	Seal
Part number	1 928 300 182
Quotation drawing (assembly)	A 928 000 130
Quotation drawing (component)	C 280 204 793

Technical data

Color (FA)	Black
Secondary lock	None
Dimensions (L x W x H)	110.50 x 5.00 x 0.40 mm

Sleeve

Illustration



Product information

Product code	VDI-TUE
Designation	Protective cap / sleeve
Part number	1 928 300 245
Quotation drawing (component)	C 261 200 678

Technical data

Color (FA)	Black
Dimensions (L x W x H)	x x 22.00 mm

Sleeve > 20 mm

Illustration



Product information

Product code	VDI-TUE
Designation	Protective cap / sleeve
Part number	1 928 300 271
Quotation drawing (component)	C 261 200 535

Technical data

High-way plug-in connections

35-way plug-in connection

35-way locking element

Illustration



Product information

Product code	VHP-35P
Designation	35-way wiring-harness connector
Part number	1 928 400 889
Quotation drawing (assembly)	A 928 000 130
Quotation drawing (component)	C 280 204 853

Technical data

No. of poles	35
Color (FA)	Neutral
Secondary lock	None
Vibration resistance	3 g
Applications	Bodywork attachment
Other features (SO)	For contacts with no auxiliary steel spring

35-way contact carrier

Illustration



Product information

Product code	VHP-35P
Designation	35-way wiring-harness connector
Part number	1 928 400 892
Quotation drawing (assembly)	A 928 000 354
Quotation drawing (component)	C 280 204 816

Technical data

No. of poles	35
Color (FA)	Black
Secondary lock	None
Type of seal (plug)	By an optional rubber grommet at cable outlet
Type of seal (cable)	By an optional rubber grommet at cable outlet
Type of locking (plug)	With steel lever
Vibration resistance	3 g
Dimensions (L x W x H)	114.00 x 19.80 x 22.00 mm
Temperature range, min./max.	-40 / 85 °C
Contact spacing	5 mm
Row spacing	2.00 mm
Applications	Bodywork attachment

35-way grip molding

Illustration



Product information

Product code	VHP-35P
Designation	35-way wiring-harness connector
Part number	1 928 400 895
Quotation drawing (assembly)	A 928 000 354
Quotation drawing (component)	C 280 204 798

Technical data

No. of poles	35
Color (FA)	Black
Encoding	4
Outgoing cable direction (KR)	Outgoing cable opposite encoding lug
Secondary lock	None
Type of seal (plug)	By an optional rubber grommet at cable outlet
Type of seal (cable)	By an optional rubber grommet at cable outlet
Type of locking (plug)	With steel lever
Vibration resistance	3 g
Dimensions (L x W x H)	175.30 x 28.50 x 42.00 mm
Temperature range, min./max.	-40 / 85 °C
Contact spacing	5 mm
Applications	Bodywork attachment
Comments	(refer also to C280204798A-01)

High-way plug-in connections

35-way plug-in connection

35-way grip molding

Illustration



Product information

Product code	VHP-35P
Designation	35-way wiring-harness connector
Part number	1 928 400 898
Quotation drawing (assembly)	A 928 000 354
Quotation drawing (component)	C 265 101 273

Technical data

Color (FA)	Black
Encoding	1
Outgoing cable direction (KR)	Outgoing cable opposite encoding lug
Secondary lock	None
Type of seal (plug)	By an optional rubber grommet at cable outlet
Type of seal (cable)	By an optional rubber grommet at cable outlet
Type of locking (plug)	With steel lever
Vibration resistance	3 g
Dimensions (L x W x H)	175.30 x 28.50 x 42.00 mm
Temperature range, min./max.	-40 / 85 °C
Contact spacing	5 mm
Applications	Bodywork attachment

35-way grip molding

Illustration



Product information

Product code	VHP-35P
Designation	35-way wiring-harness connector
Part number	1 928 400 899
Quotation drawing (assembly)	A 928 000 354
Quotation drawing (component)	C 928 002 19A

Technical data

No. of poles	35
Color (FA)	Black
Encoding	8
Secondary lock	None
Type of seal (plug)	By an optional rubber grommet at cable outlet
Type of seal (cable)	By an optional rubber grommet at cable outlet
Type of locking (plug)	With steel lever
Vibration resistance	3 g
Dimensions (L x W x H)	175.30 x 28.50 x 42.00 mm
Temperature range, min./max.	-40 / 85 °C
Other features (SO)	PA6.6 glass-fiber reinforced 50% GF

35-way grip molding

Illustration



Product information

Product code	VHP-35P
Designation	35-way wiring-harness connector
Part number	1 928 401 123
Quotation drawing (component)	C 281 010 200

Technical data

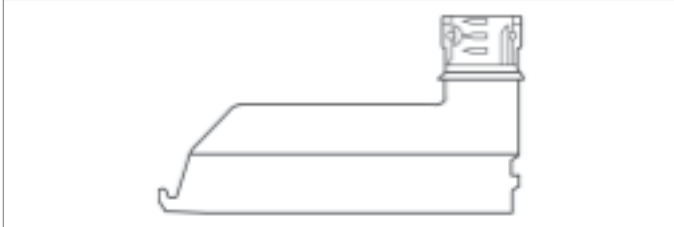
No. of poles	35
Color (FA)	Black
Encoding	10
Outgoing cable direction (KR)	Outgoing cable opposite encoding lug
Secondary lock	None
Type of seal (plug)	By an optional rubber grommet at cable outlet
Type of seal (cable)	By an optional rubber grommet at cable outlet
Type of locking (plug)	With steel lever
Vibration resistance	3 g
Dimensions (L x W x H)	167.50 x 30.50 x 50.50 mm
Temperature range, min./max.	-40 / 85 °C
Contact spacing	5 mm
Applications	Bodywork attachment
Comments	(refer also to C281010200A-01)

High-way plug-in connections

35-way plug-in connection

35-way grip molding

Illustration



Product information


Product code	VHP-35P
Designation	35-way wiring-harness connector
Part number	1 928 401 193
Quotation drawing (component)	C 280 209 899

Technical data

No. of poles	35
Color (FA)	Black
Encoding	4
Outgoing cable direction (KR)	Top
Secondary lock	None
Type of seal (plug)	Optional rubber grommet at cable outlet
Type of seal (cable)	Optional rubber grommet at cable outlet
Type of locking (plug)	By steel lever
Vibration resistance	3 g
Dimensions (L x W x H)	129.80 x 25.00 x 73.00 mm
Temperature range, min./max.	-40 / 85 °C
Contact spacing	5 mm
Row spacing	2.80 mm
Applications	Bodywork attachment
Other features (SO)	Glass-fiber reinforced

Pre-assembled 35-way grip molding

Illustration



Product information

Product code	VHP-35P
Designation	35-way wiring-harness connector
Part number	1 928 401 409
Quotation drawing (assembly)	A 928 000 130
Quotation drawing (component)	D 928 000 60A

Technical data

No. of poles	35
Color (FA)	Black
Encoding	7
Outgoing cable direction (KR)	Outgoing cable above encoding lug
Secondary lock	None
Type of seal (plug)	Optional rubber grommet at cable outlet
Type of seal (cable)	Optional rubber grommet at cable outlet
Type of locking (plug)	With steel lever
Vibration resistance	3 g
Dimensions (L x W x H)	148.00 x 33.00 x 46.00 mm
Temperature range, min./max.	-40 / 85 °C
Contact spacing	5 mm
Row spacing	2.80 mm

35-way locking element

Illustration



Product information

Product code	VHP-35P
Designation	35-way wiring-harness connector
Part number	1 928 401 565
Quotation drawing (assembly)	A 928 000 130
Quotation drawing (component)	C 280 209 637

Technical data

No. of poles	35
Color (FA)	Lilac
Vibration resistance	3 g
Applications	Bodywork attachment
Comments	For contacts with auxiliary steel spring

High-way plug-in connections

35-way plug-in connection

35-way contact carrier

Illustration



Product information

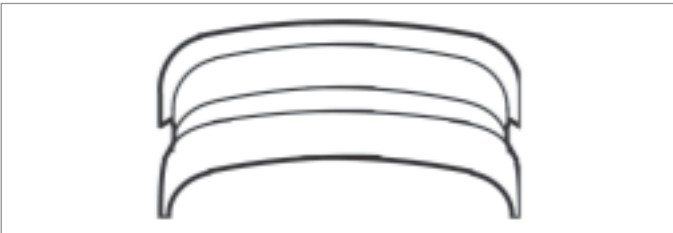
Product code	VHP-35P
Designation	35-way wiring-harness connector
Part number	1 928 401 645
Quotation drawing (assembly)	A 928 000 130, A 928 000 335
Quotation drawing (component)	A 928 401 645

Technical data

No. of poles	35
Color (FA)	Brown
Secondary lock	None
Type of seal (plug)	Optional rubber grommet at cable outlet
Type of seal (cable)	Optional rubber grommet at cable outlet
Type of locking (plug)	With steel lever
Vibration resistance	3 g
Dimensions (L x W x H)	114.00 x 19.80 x 22.00 mm
Temperature range, min./max.	-40 / 85 °C
Contact spacing	5 mm
Row spacing	2.00 mm
Applications	Bodywork attachment
Other features (SO)	For contacts with steel overspring

Clamp-type adapter

Illustration



Product information

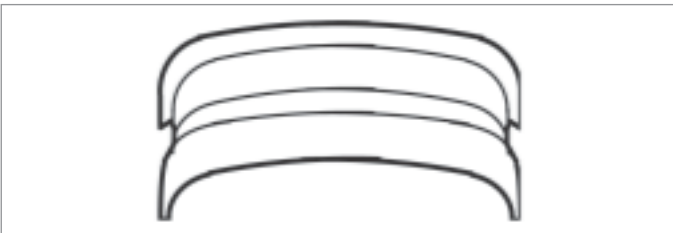
Product code	VHP-35P
Designation	35-way wiring-harness connector
Part number	1 928 401 962
Quotation drawing (assembly)	A 928 000 130
Quotation drawing (component)	C 928 001 24A

Technical data

No. of poles	35
Color (FA)	Black
Secondary lock	None
Type of seal (plug)	By an optional rubber grommet at cable outlet
Type of seal (cable)	By an optional rubber grommet at cable outlet
Type of locking (plug)	With steel lever
Vibration resistance	3 g
Dimensions (L x W x H)	22.00 x 10.50 x 8.50 mm
Temperature range, min./max.	-40 / 85 °C
Contact spacing	5 mm
Row spacing	2.80 mm
Applications	Bodywork attachment
Degree of protection	IP30, IP54K

35/55-way clamp-type adapter

Illustration



Product information

Product code	VHP-35P
Designation	35-way wiring-harness connector
Part number	1 928 401 963
Quotation drawing (assembly)	A 928 000 100, A 928 000 144
Quotation drawing (component)	C 928 001 25A

Technical data

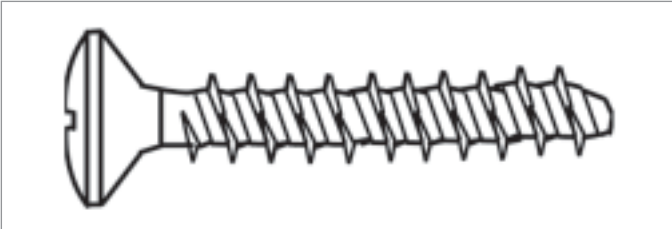
No. of poles	35
Color (FA)	Yellow
Secondary lock	None
Type of seal (plug)	By an optional rubber grommet at cable outlet
Type of seal (cable)	By an optional rubber grommet at cable outlet
Type of locking (plug)	With steel lever
Vibration resistance	3 g
Dimensions (L x W x H)	22.00 x 10.50 x 8.50 mm
Temperature range, min./max.	-40 / 85 °C
Contact spacing	5 mm
Row spacing	2.80 mm
Applications	Bodywork attachment
Degree of protection	IP30, IP54K

High-way plug-in connections

35-way plug-in connection

Special bolt A 3x12

Illustration



Product information

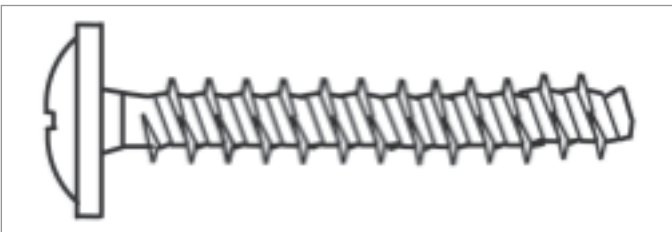
Product code	VHP-55P
Designation	55-way wiring-harness connector
Part number	1 928 491 154
Quotation drawing (component)	C 280 208 033

Technical data

Dimensions (L x W x H)	12.00 x 3.00 x mm
Temperature range, min./max.	-40 / 85 °C

Special bolt B 3x19

Illustration



Product information

Product code	VHP-55P
Designation	55-way wiring-harness connector
Part number	1 928 491 167
Quotation drawing (assembly)	A 928 000 144 and A 928 000 146
Quotation drawing (component)	C 261 200 475A

Technical data


Type of seal (plug)	By an optional rubber grommet at cable outlet
Type of locking (plug)	With steel lever
Vibration resistance	3 g
Dimensions (L x W x H)	19.00 x 3.00 x mm
Temperature range, min./max.	-40 / 85 °C
Contact spacing	5 mm
Row spacing	2.80 mm
Applications	Engine attachment
Degree of protection	IP30, IP54K

High-way plug-in connections

35-way plug-in connection with EAD

General information

Illustration



Features

- ▶ Sealed plug-in connection
- ▶ Secondary lock
- ▶ Suitable for use up to 110°C
- ▶ Softline design
- ▶ Two contact sizes
- ▶ 8 encoding options

Technical description

The 35-way wiring-harness connector is a sturdy plug-in connection for use in the engine compartment.

The plug-in system is immersion-proof and was developed for engine control units in trucks. Use is made of an axial seal for the plug-in connection and individual wire seals for the wiring. The outgoing cable may be routed towards the encoding mounting element. The plug-in connection can only be made with the secondary lock fastened. Pull-in and locking are implemented by way of a metal lever.

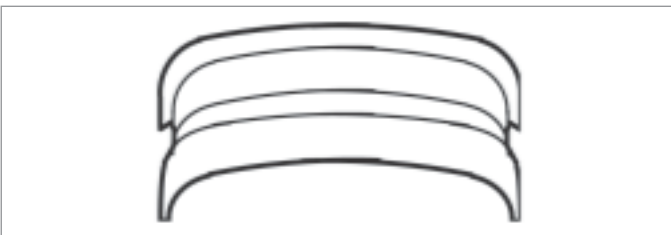
Technical features

- ▶ Vibration resistance: 7 g
- ▶ Temperature range: -40° C...+110° C
- ▶ Degree of sealing: IP X6K, X7, X9K
- ▶ Connection cross-section: 0.35...2.5 mm² (JPT)
- ▶ Suitable contacts: 35x JPT
- ▶ Blade: JPT 2.8 mm

All currently applicable quotation drawings and technical customer documentation for the 35-way plug-in connection with EAD product category can be found in the internet under www.bosch-connectors.com.

Clamp-type adapter

Illustration



Product information

Product code	VHP-35P
Designation	35-way wiring-harness connector
Part number	1 928 401 962
Quotation drawing (assembly)	A 928 000 130
Quotation drawing (component)	C 928 001 24A

Technical data

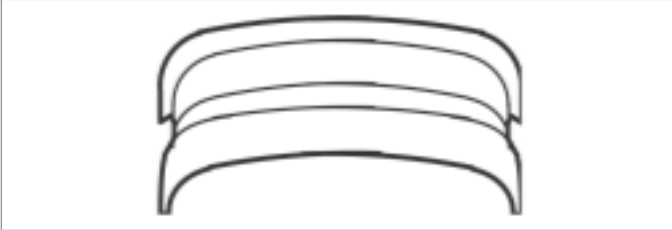
No. of poles	35
Color (FA)	Black
Secondary lock	None
Type of seal (plug)	By an optional rubber grommet at cable outlet
Type of seal (cable)	By an optional rubber grommet at cable outlet
Type of locking (plug)	With steel lever
Vibration resistance	3 g
Dimensions (L x W x H)	22.00 x 10.50 x 8.50 mm
Temperature range, min./max.	-40 / 85 °C
Contact spacing	5 mm
Row spacing	2.80 mm
Applications	Bodywork attachment
Degree of protection	IP30, IP54K

High-way plug-in connections

35-way plug-in connection with EAD

35/55-way clamp-type adapter

Illustration



Product information


Product code	VHP-35P
Designation	35-way wiring-harness connector
Part number	1 928 401 963
Quotation drawing (assembly)	A 928 000 100, A 928 000 144
Quotation drawing (component)	C 928 001 25A

Technical data

No. of poles	35
Color (FA)	Yellow
Secondary lock	None
Type of seal (plug)	By an optional rubber grommet at cable outlet
Type of seal (cable)	By an optional rubber grommet at cable outlet
Type of locking (plug)	With steel lever
Vibration resistance	3 g
Dimensions (L x W x H)	22.00 x 10.50 x 8.50 mm
Temperature range, min./max.	-40 / 85 °C
Contact spacing	5 mm
Row spacing	2.80 mm
Applications	Bodywork attachment
Degree of protection	IP30, IP54K

35-way grip molding cover

Illustration



Product information


Product code	VHP-35P
Designation	35-way wiring-harness connector
Part number	1 928 401 964
Quotation drawing (assembly)	A 928 000 198
Quotation drawing (component)	C 928 001 23A

Technical data

No. of poles	35
Secondary lock	None
Type of seal (plug)	By an optional rubber grommet at cable outlet
Type of seal (cable)	By an optional rubber grommet at cable outlet
Type of locking (plug)	With steel lever
Vibration resistance	3 g
Dimensions (L x W x H)	102.00 x 35.00 x 31.00 mm
Temperature range, min./max.	-40 / 85 °C
Contact spacing	5 mm
Row spacing	2.80 mm
Applications	Bodywork attachment
Degree of protection	IP30, IP54K

Pre-assembled 35-way grip molding

Illustration



Product information

Product code	VHP-35P
Designation	35-way wiring-harness connector
Part number	1 928 401 980
Quotation drawing (assembly)	A 928 000 198
Quotation drawing (component)	D 928 001 08A

Technical data


No. of poles	35
Color (FA)	Black
Encoding	1
Outgoing cable direction (KR)	Outgoing cable above encoding lug
Secondary lock	None
Type of seal (plug)	By an optional rubber grommet at cable outlet
Type of seal (cable)	By an optional rubber grommet at cable outlet
Type of locking (plug)	With steel lever
Vibration resistance	3 g
Dimensions (L x W x H)	102.00 x 35.20 x 50.50 mm
Temperature range, min./max.	-40 / 85 °C
Contact spacing	5 mm
Row spacing	2.80 mm
Applications	Bodywork attachment
Degree of protection	IP30, IP54K

High-way plug-in connections

35-way plug-in connection with EAD

Pre-assembled 35-way grip molding

Illustration



Product information


Product code	VHP-35P
Designation	35-way wiring-harness connector
Part number	1 928 401 982
Quotation drawing (assembly)	A 928 000 198
Quotation drawing (component)	D 928 001 08A

Technical data

No. of poles	35
Color (FA)	Black
Encoding	3
Outgoing cable direction (KR)	Outgoing cable above encoding lug
Secondary lock	None
Type of seal (plug)	By an optional rubber grommet at cable outlet
Type of seal (cable)	By an optional rubber grommet at cable outlet
Type of locking (plug)	With steel lever
Vibration resistance	3 g
Dimensions (L x W x H)	102.00 x 35.20 x 50.50 mm
Temperature range, min./max.	-40 / 85 °C
Contact spacing	5 mm
Row spacing	3.00 mm
Applications	Bodywork attachment
Degree of protection	IP30, IP54K

Pre-assembled 35-way grip molding

Illustration



Product information


Product code	VHP-35P
Designation	35-way wiring-harness connector
Part number	1 928 401 984
Quotation drawing (assembly)	A 928 000 198
Quotation drawing (component)	D 928 001 08A

Technical data

No. of poles	35
Color (FA)	Black
Encoding	5
Outgoing cable direction (KR)	Outgoing cable above encoding lug
Secondary lock	None
Type of seal (plug)	By an optional rubber grommet at cable outlet
Type of seal (cable)	By an optional rubber grommet at cable outlet
Type of locking (plug)	With steel lever
Vibration resistance	3 g
Dimensions (L x W x H)	102.00 x 35.20 x 50.50 mm
Temperature range, min./max.	-40 / 85 °C
Contact spacing	5 mm
Row spacing	3.00 mm
Applications	Bodywork attachment
Degree of protection	IP30, IP54K

Pre-assembled 35-way grip molding

Illustration



Product information

Product code	VHP-35P
Designation	35-way wiring-harness connector
Part number	1 928 401 985
Quotation drawing (assembly)	A 928 000 198
Quotation drawing (component)	D 928 001 08A

Technical data


No. of poles	35
Color (FA)	Black
Encoding	6
Outgoing cable direction (KR)	Outgoing cable above encoding lug
Secondary lock	None
Type of seal (plug)	By an optional rubber grommet at cable outlet
Type of seal (cable)	By an optional rubber grommet at cable outlet
Type of locking (plug)	With steel lever
Vibration resistance	3 g
Dimensions (L x W x H)	102.00 x 35.20 x 50.50 mm
Temperature range, min./max.	-40 / 85 °C
Contact spacing	5 mm
Row spacing	3.00 mm
Applications	Bodywork attachment
Degree of protection	IP30, IP54K

High-way plug-in connections

35-way plug-in connection with EAD

Pre-assembled 35-way grip molding

Illustration



Product information


Product code	VHP-35P
Designation	35-way wiring-harness connector
Part number	1 928 401 986
Quotation drawing (assembly)	A 928 000 198
Quotation drawing (component)	D 928 001 08A

Technical data

No. of poles	35
Color (FA)	Black
Encoding	7
Outgoing cable direction (KR)	Outgoing cable above encoding lug
Secondary lock	None
Type of seal (plug)	By an optional rubber grommet at cable outlet
Type of seal (cable)	By an optional rubber grommet at cable outlet
Type of locking (plug)	With steel lever
Vibration resistance	3 g
Dimensions (L x W x H)	102.00 x 35.20 x 50.50 mm
Temperature range, min./max.	-40 / 85 °C
Contact spacing	5 mm
Row spacing	3.00 mm
Applications	Bodywork attachment
Degree of protection	IP30, IP54K

Pre-assembled 35-way grip molding

Illustration



Product information

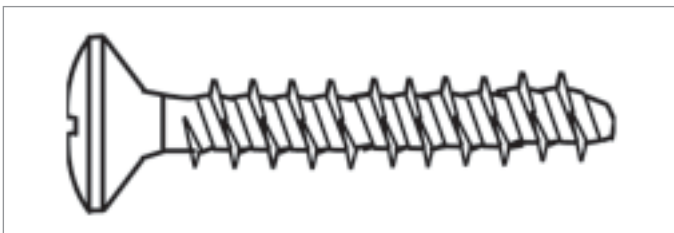
Product code	VHP-35P
Designation	35-way wiring-harness connector
Part number	1 928 401 987
Quotation drawing (assembly)	A 928 000 198
Quotation drawing (component)	D 928 001 08A

Technical data

No. of poles	35
Color (FA)	Black
Encoding	8
Outgoing cable direction (KR)	Outgoing cable above encoding lug
Secondary lock	None
Type of seal (plug)	By an optional rubber grommet at cable outlet
Type of seal (cable)	By an optional rubber grommet at cable outlet
Type of locking (plug)	With steel lever
Vibration resistance	3 g
Dimensions (L x W x H)	102.00 x 35.20 x 50.50 mm
Temperature range, min./max.	-40 / 85 °C
Contact spacing	5 mm
Row spacing	3.00 mm
Applications	Bodywork attachment
Degree of protection	IP30, IP54K

Special bolt A 3x12

Illustration



Product information

Product code	VHP-55P
Designation	55-way wiring-harness connector
Part number	1 928 491 154
Quotation drawing (component)	C 280 208 033

Technical data

Dimensions (L x W x H)	12.00 x 3.00 x mm
Temperature range, min./max.	-40 / 85 °C