

SCF Series, Programmable, Time Delay Relay



Timing Modes

Modes are user selectable via screwdriver adjustment of recessed 4-position selector dial.

Modes offered are: On-Delay, Off-Delay, Interval and Latching Interval.

Timing Specifications

Timing Ranges — 0.1 to 3 / 0.33 to 10 / 1 to 30 / 4 to 120 sec.; 0.33 to 10 / 1 to 30 / 2 to 60 min.; 0.33 to 10 hr.

Timing Range Selection — Screwdriver select via recessed 8-position selector dial.

Timing Adjustment — External knob potentiometer adjustment with reference calibrations.

Accuracy — Repeat Accuracy — $\pm 1\% \pm 0.01$ sec. Overall Accuracy — $\pm 3\% \pm 0.01$ sec.

Reset Time — 30 ms.

Relay Operate Time — On-Delay and Interval mode: 55 ms.

Relay Release Time — Off-Delay, Interval and Latching Interval: 40 ms.

Contact Data @ 25°C

Arrangements — 2 Form C (DPDT).

Rating — 10A @ 28VDC or 120VAC, resistive; 1/3 HP @ 120/240VAC; 345VA.

Expected Mechanical Life — 10 million operations.

Expected Electrical Life — 500,000 operations, min., at rated resistive load.

Initial Dielectric Strength — Between Terminals and Case — 1,000VAC plus twice the nominal voltage for one minute.

Input Data @ 25°C

Voltage — See Ordering Information section for details.

Power Requirement — 2W, max.

Transient Protection — Non-repetitive transients of the following magnitudes will not cause spurious operation of affect function and accuracy.

Operating Voltage	<0.1 ms	<1 ms
12VDC	1,000V	240V*
24VAC/VDC	1,000V	240V*
48 VAC/VDC	1,000V	480V*
120 VAC, 125VDC	3,000V	2,500V*
240VAC/VDC	3,000V	2,500V*

*Minimum source impedance of 100 ohm

Environmental Data

Temperature Range — Storage — -40°C to $+85^{\circ}\text{C}$. Operating — -30°C to $+65^{\circ}\text{C}$.

Mechanical Data

Mounting/Termination — 11-pin octal-type plug for use with mating socket. Mount relay in horizontal position (pins horizontal, knob down, LEDs up).

Status Indication — Power On LED and Output Contacts LED.

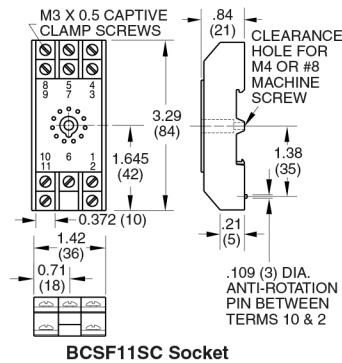
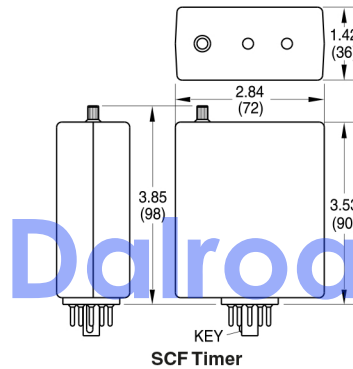
Weight — Relay: 3.5 oz. (156g) approx.; Socket: 1.7 oz. (48.3g) approx.

Product Facts

- 4 user-programmable timing modes
- 0.1 sec. to 10 hr. programmable timing range
- Parameters set with recessed dials
- Narrow width saves panel space
- 10A DPDT output relay
- Socket can be DIN-rail or back panel mounted
- File E15631(relay) and E140494 (socket)
- File LR29186 (relay) and LR29513M7 (socket)

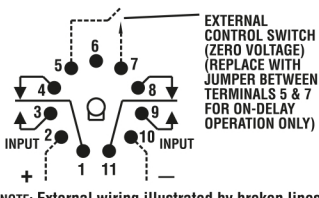
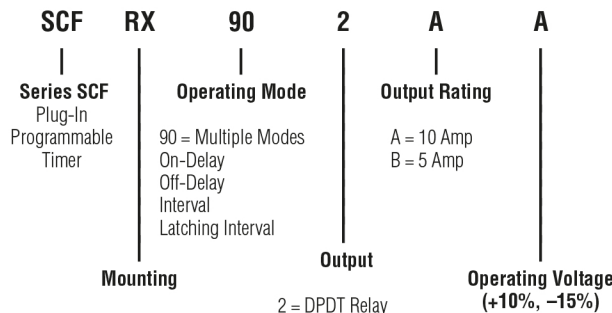


Outline Dimensions



Users should thoroughly review the technical data before selecting a product part number. It is recommended that user also seek out the pertinent approvals files of the agencies/laboratories and review them to ensure the product meets the requirements for a given application.

Ordering Information (All "X"s must be included to complete part number)



Wiring Diagram (Bottom View)

Authorized distributors are likely to stock the following:

None at present.